


ZEUS+VHZ


OPTIONAL




ST




NB1 BOX




MV-AV





RPM 2



CN



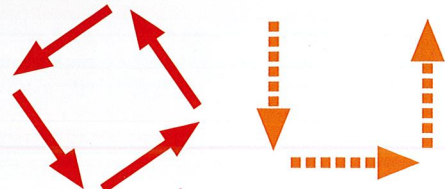
STANDARD



ZEUS+VHZ
C = 500 mm

ZEUS+VHZ C 1000
C = 1000 mm

0°				
●	a	b	a	b
ø mm	axb	mm	axb	mm
260	260	260	260	260
	x	x	x	x
	260	270		270



Caratteristiche tecniche - Technical data - Caractéristiques techniques										
mm	m/1'	HP/kW	HP/kW	HP/kW	HP/kW	HP/kW	mm	Kg	$a \times b \times c$ mm	$h \pm 10$ mm
3300x27x0,9	16-120	1.5 1.1	0.12 0.09	1.5 1.1	0.17 0.13	45	1100	2,3x1,8x1,7	850	